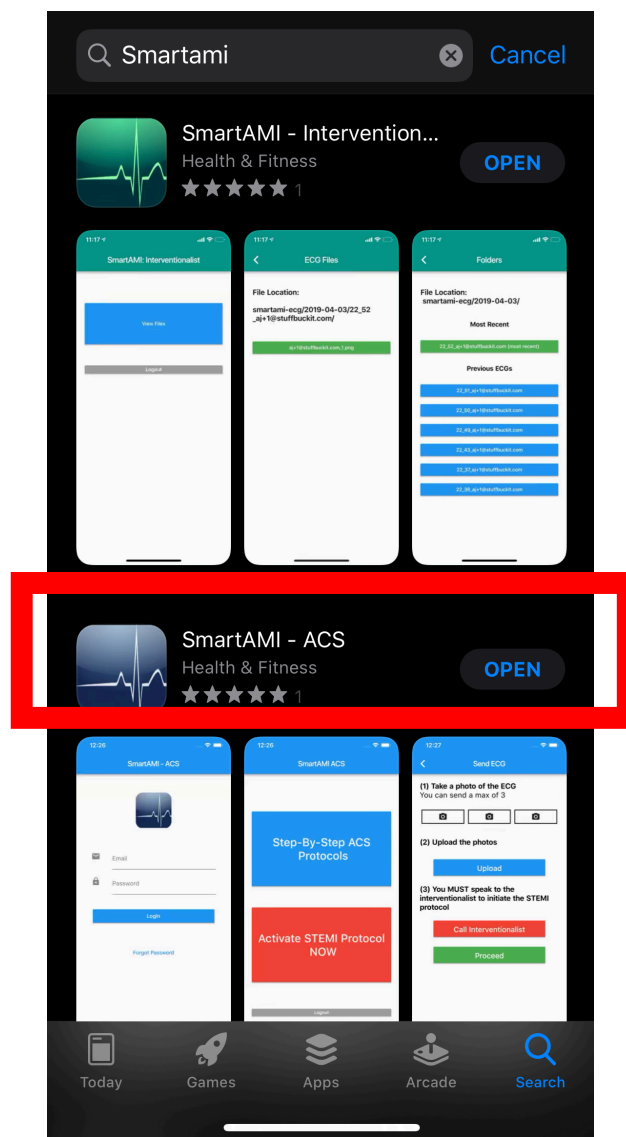


Smart AMI Guide

Installing the application

- 1) Apple – Open the app store – search for “Smartami”.
Android – Open the play store – search for “Smartami”





Choose this application “SmartAMI-ACS”




Logging in

SmartAMI - ACS





Email





Password

Login

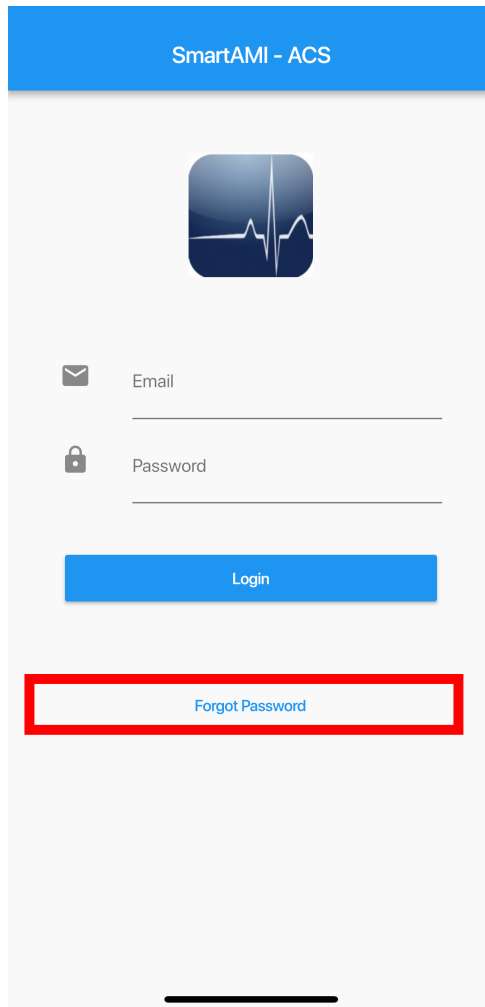
[Forgot Password](#)

Email address you provided for registration




Password assigned to you at the time of set up

Forgot Password?



SmartAMI - ACS



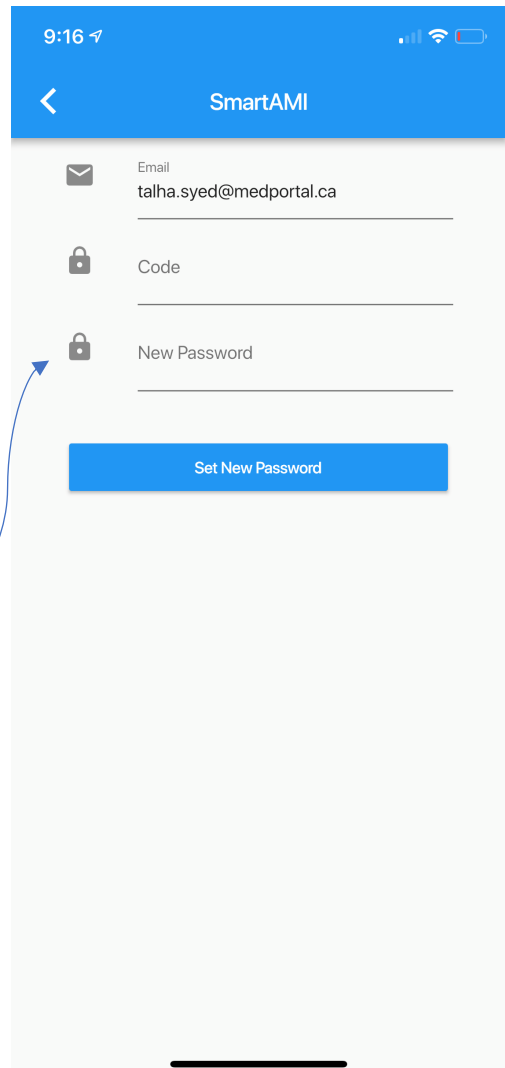
Email

Password

Login

Forgot Password

Enter your email address



9:16

SmartAMI

Email

Code

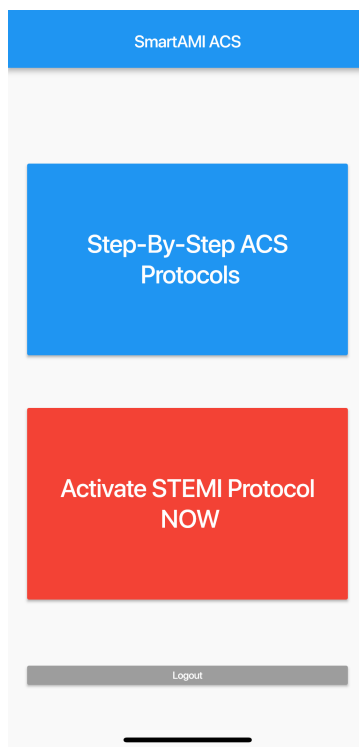
New Password

Set New Password

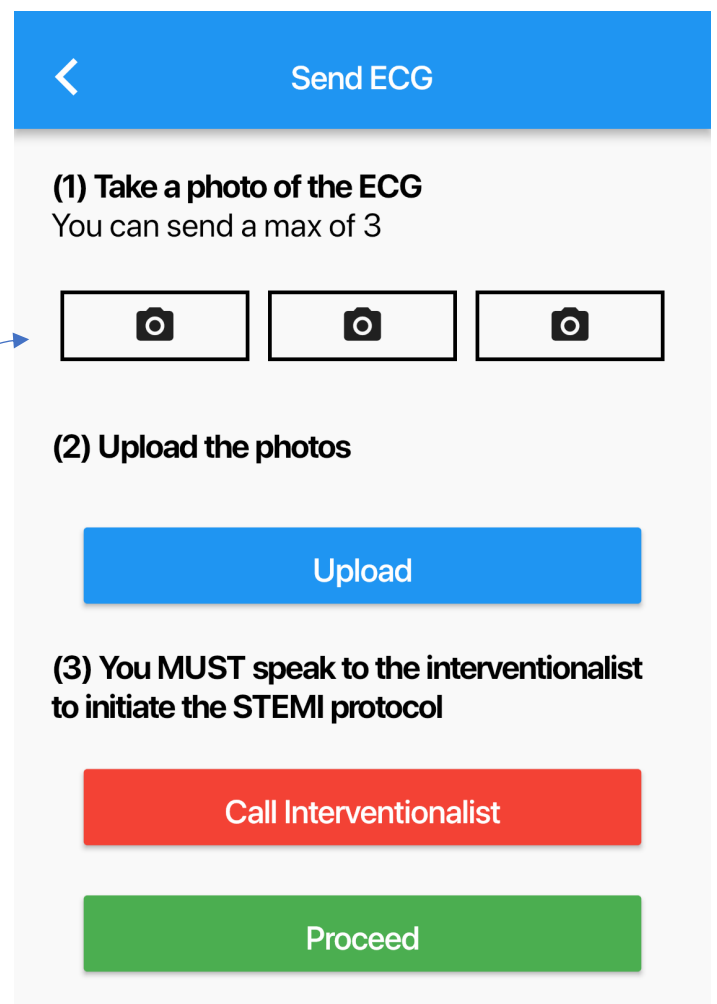
You will receive an email with a Code.
Enter the code and your new password.

**Note – Passwords must contain 1
uppercase, 1 lowercase and 1 number.
They must also be at least 8 characters
long.**


How to use the application





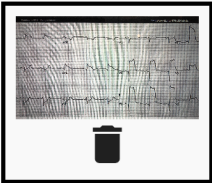
Select "Activate STEMI Protocol NOW"



Click on the photo icon to bring up your phone camera. Take a picture of the ECG.

 Send ECG

(1) Take a photo of the ECG
You can send a max of 3



(2) Upload the photos

Upload


(3) You MUST speak to the interventionalist to initiate the STEMI protocol

Call Interventionalist




Proceed

This is what it should like after the picture. A small preview of the ECG. You can take up to 3 pictures to be uploaded.

When you are ready to upload. Click upload.

 Send ECG

(1) Take a photo of the ECG
You can send a max of 3



(2) Upload the photos


UPLOADING.. please wait...

(3) You MUST speak to the interventionalist to initiate the STEMI protocol



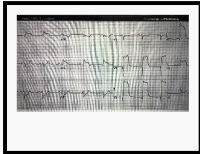
Call Interventionalist

Proceed

This is what it looks like when it is uploading.

 Send ECG

(1) Take a photo of the ECG
You can send a max of 3



(2) Upload the photos

Folder to communicate to interventionalist:
2020-04-15/20_59_talha.syed@medportal.ca


(3) You MUST speak to the interventionalist to initiate the STEMI protocol

Call Interventionalist




Proceed

And this is what it looks like when it has completed the upload.

YOU **MUST** SPEAK TO THE INTERVENTIONAL CARDIOLOGIST ON CALL. ECG's SENT WILL **NOT** BE REVIEWED WITHOUT A PHONE CALL.

 Send ECG

(1) Take a photo of the ECG
You can send a max of 3



(2) Upload the photos

Folder to communicate to interventionalist:
2020-04-15/20_59_talha.syed@medportal.ca

(3) You MUST speak to the interventionalist to initiate the STEMI protocol

Call Interventionalist

Proceed

If you encounter difficulties with the application then please email smartami@hhsc.ca for support. We will do our best to get back to you as soon as possible but it can take 24-48 hours. Therefore, at all times and with any technical glitches you would revert to usual protocol and utilize the previous forms of communication to avoid delays.